



BITS

AND

PIECES

Quilters Guild of Indianapolis Newsletter

October 2019

October 2019 QGI Newsletter
Message from the President

It's Show Time!

Are you planning on coming to the **2019 Quilting at the Crossroads Show** on Friday and Saturday October 11 & 12? I hope to see all of you there, as volunteers and visitors. Bring your family and your friends, it's certain to be the highlight of the year! We will have 22 vendors and 400 quilts or more for you to admire and examine and be inspired by. Don't forget to bring your scissors and knives that need sharpening! Get all the show details here: <https://www.quiltguildindy.net/quilt-show>

September's general meeting was a treat with a wonderful trunk show by Brian Haggard. We heard how he creates his intricate quilts, many of them a tribute to family history and saw his beautiful embroidery and embellishments. His quilts were beautifully quilted by our own Cathy Franks. Many thanks to the holders for walking around with them so we could all get a closer look. A few Examples of Brian's quilts are shown below.





We had 99 members in attendance. Members voted on changes to three bylaws for the guild. All three passed by a vote of 90 - 1. Thank you to everyone in attendance who took a ballot and voted. You can read the details in the September newsletter and also in the online Forum available to Members only. Read on for how to log in to the Member Only section of the website,

Do you ever need to contact a guild member, but don't have their email or phone number? It's pretty easy now to get this information from the Member section of the new website. Just go here: <https://www.quiltguildindy.net> and type in your email address (the same one that gets Jenny Quilter). If you haven't created a login password, then click on Forgot Password? Enter your email address again and you will be able to reset your password. Most paid member's email addresses were uploaded earlier this year. Once your password is set, then login and click on 'Search' under FIND A MEMBER. You will find three ways to search for members. Take a little time and explore the options. Look at your own entry. You have the ability to make changes to your own information. Check out the forum and enter the conversations! Hope to see you soon at a QGI meeting or the show!

- Shari



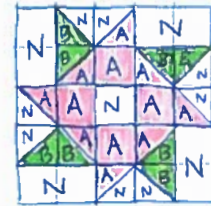
2019 - 2020 QGI Program Calendar	
Month	Speaker
Oct 2019	No meeting due to quilt show
Nov 2019	Quilt Show Results
Dec 2019	Guild Christmas Party
May 2020	Kathy McNeil www.kathymcneilquilts.com
Aug 2020	Susan Brubaker Knapp (To Be Confirmed)

QGI 2019 Block of the Month (October)

The blocks from February to December 2019 will be combined to create a quilt top without borders measuring 52.5" x 60". I plan to use multiple fabrics across two main colors (A and B) as well as neutrals (N). I do not plan to use directional prints.

October Block (12.5" x 12.5" finished; 13" x 13" unfinished)

- Color A: cut 4: 3" squares
cut 4: 3 3/8" squares, cut each once diagonally
- Color B: cut 4: 3 3/8" squares, cut each once diagonally
- Neutrals (N): cut 1: 3" square
cut 4: 3 3/8" squares, cut each once diagonally
cut 4: 3" x 5 1/2" rectangles



Before sewing, lay out all cut pieces to match block layout shown. Sew all seams with a scant 1/4" inch seam allowance.


- Sew the long side of 4 N triangles to the long side of 4 A triangles to form 4 (N/A) 3" squares. Press seam toward fabric A. *make 4*
- Sew the long side of 4 B triangles to the long side of 4 A triangles to form 4 (B/A) 3" squares. Press seam toward fabric A. *make 4*
- Sew the long side of 4 N triangles to the long side of 4 B triangles to form 4 (N/B) 3" squares. Press seam toward fabric B. *make 4*
- Sew the 4 (N/B) squares to the 4 (B/A) squares joining the B sides of each unit to form (N/B-B/A) 3" x 5 1/2" rectangles. Press seam toward (B/A) square. *make 4*
- Sew the 4 (N/A) squares to the 4 3" A squares to form (N/A-A) 3" x 5 1/2" rectangles. Ensure correct orientation. Press seam toward the A square. *make 4*
- Sew the four (N/B-B/A) rectangles from step 4 to the four N rectangles to form 4 squares that measure 5 1/2" x 5 1/2". Press seam toward fabric N. This unit is called SQ6 in remaining steps. *make 4*
- Sew the short A side of 2 (N/A-A) units from step 5 to opposite sides of the 3" N square. Ensure correct orientation. Press seams toward fabric A. This unit forms the middle row of the block and should measure 3" x 13". *make 1*
- Lay out 2 SQ6 units and one (N/A-A) unit from step 5 for top row of block. Repeat for the bottom row. Ensure orientation of units matches final block. Sew a SQ6 unit to each of the long sides of two (N/A-A) units to make 2 (SQ6-N/A-A-SQ6) units that each measure 13" x 5 1/2". Press seams toward the middle (N/A-A) unit. *make 2*
- Sew the 2 units from step 8 to the top and bottom of the unit from step 7. Press seams toward the outside of the block. Completed block should measure 13" by 13" unfinished.

Bring Your October BOM to the November QGI Meeting

NOTES FROM 9/6/19 QGIN MEETING

Judy Barmann welcomed all. Eleven birthday ladies were serenaded and given the birthday cake pattern.

Judy introduced QGI member Jan Broemel who is a modern/art quilter, teaches and operates Twelve Red Chairs retreat center. She spoke about how reading helps her become more creative and shared several books she has used for inspiration. She also shared some of her creations as shown below.



Announcements:

Carol Anderson announced she is downsizing and will have a sale at 13160 Tudor Dr., Carmel, on September 27 from 10:00 a.m. - 3:00 p.m.

Judy Barmann told about the migrant quilt exhibit which she saw at the Interchurch Building at 42nd and Michigan Road. It is there until September 26 and is open Monday through Friday.

Margaret Duke reported that 94 quilts, 49 pillowcases, 46 pet beds and 42 premie quilts were distributed during the last two months.

Mary Ellen Straughn talked about the guild's new website.

Shari Harrison, guild president, presented the proposed changes to the guild by-laws which will be voted on in three separate votes at the September general meeting.

Shari also reported that over 300 quilts have been registered for the quilt show.

Mary Strinka encouraged all to visit the quilt show being held in Pendleton.

Mary also shared that we sold \$1630 worth of opportunity quiltstickets and seven patterns at the State Fair in August. Mary Strinka thanked Chris Robertson for her work in organizing this event.

Items have been sorted for the Peony Shop and raffle baskets.

Barbara Triscari reported that 50% of the volunteer shifts for the show have been filled.

Melissa Snyder showed the 11 blocks of the month that were turned in by seven members. Betsy LaBell won the blocks. The November block will have a Christmas theme.

Hospitality Report: There were 91 members and three guests present. \$104.98 was collected for the church.

Door Prizes: Maureen Weflen distributed five door prizes.

Show and Tell: Eleven quilts and other items were shown.

2019-2020 QGIN Program Calendar	
Month	Speaker
Oct 2019	Mini Workshops - Lynn Thomas, Leigh Layton, Barb Triscari, Mary Strinka, Jean Dyer, Margaret Duke
Nov 2019	Quilt Expressions - Machine Quilting with Rulers by Vicki Smith and Cathy Staples
Dec 2019	Guild Christmas Party
Jan 2020	"My Stack-n-Wack Obsession" by Mary Strinka
Feb 2020	"Creating Repeat Designs for Fabric" by Molly Isenbarger of the Modern Quilt Guild
Apr 2020	Michael Stevens, Not Your Average Quilter/Quilt Shop Trunk Show

QGIS September 26 Meeting Family Textiles Through The Generations

The Quilters Hall of Fame will present an amazing collection of fabrics dating from the 1790s to the 1930s collected through the generations by Arnold Savage and his ancestors. Arnold cut samples and constructed panels specifically for the study of the history of fabrics. Mr. Savage dedicates this project to all lovers of fine old fabrics.

QGIS is doing the "Year of Color." Here is the plan for **September and October:**

Meeting Date Tell	Wear Color of the Month	Bring Last Month Block	Bring Color For Show &
Sept. 26	Blue Violet	Blue Green	Analogous
October 24	Yellow Orange	Blue Violet	Triad

Analogous Complement: 4-8 Colors with one color and an analogous run whose middle color is a direct compliment of # 1

Analogous : 3 colors sharing a common color

Expanded all colors between 2 primaries

Triad: 3-color scheme evenly spaced around the color wheel
Choose one hue as lead, and two supporting colors

	2019 QGIS Program Calendar
Month	Speaker
Oct 2019	Trunk Show by LuAnn Krug
Nov 2019	Pitch In
Dec 2019	No Meeting

HAPPY, HAPPY BIRTHDAY QUILTERS!

DeCourcy	Cookie	1-Oct	
Grote	Mary	2-Oct	
McGuire	Deb	2-Oct	
Nigh	Donna	2-Oct	
Yarger	Anna Marie	4-Oct	
Eaton	Susan	5-Oct	
Lively	Ellie	8-Oct	
Murdock	Pamela	8-Oct	
Carrington	Maridean	9-Oct	
Howse	Janet	10-Oct	
Ahr	Kay	12-Oct	
Alexander	Heather	14-Oct	
Lee	Helen	14-Oct	
Yull	Kathy	15-Oct	
Good	Sue	17-Oct	
Burgan	Diane	18-Oct	
King	Cora	18-Oct	
Torkelson	Pamela	19-Oct	
Oldham	Denise	20-Oct	
Ford	Claudia	24-Oct	
Bieda	Rhonda	25-Oct	
Fairchild	Luanne	25-Oct	
Ricciardelli	Ann	25-Oct	
Nealis	Karen	29-Oct	
Durant	Pam	31-Oct	
Moore	Barbara	31-Oct	

QUILT SHOW UPDATE

As I write this update, the quilt show is less than 3 weeks away. When you read it, it will be even closer.

We still have some volunteer shifts available. Remember, we are not doing a 2-day admission this year, so if you plan to come to the show both days and want to get in free, you need to be signed up for two volunteer shifts. Get another one now while you can. Go to <https://www.signupgenius.com/go/8050e4daaa722a5ff2-qgi2019>. If you have a friend or family member who wants to volunteer and get free admission too, go ahead and sign them up. All we ask is that non-guild-members who want to volunteer are people who are known to someone in the guild.

All volunteers will get a green parking tag for their car. This tag allows you to come and go from the fairgrounds as many times as you need between Wed, Oct 9 and Sat, Oct 12. So if you'd like to do lunch outside the fairgrounds, you can leave and come back. Also, if you have a green tag, you can bring as many people in your car as it will hold. Anyone who does not have a green tag will need to pay the fairgrounds parking fee (\$8.00) each time they enter. Volunteers will also have access to a small refrigerator in the volunteer room, if you want to bring your own snacks. (But keep in mind it's a small fridge!) Volunteers on Wednesday and Thursday can bring anything, since the concession stand will not be open.

A note about eating at the show: The official policy of the state fairgrounds is that no outside food or drink is allowed inside the building. (Our volunteer workers are exempt). However, if you have any special dietary needs that cannot be met by the fairgrounds concessionaire, you can bring your own food and keep it in your car, or bring in what you need for emergency needs. All we ask is that you exercise reasonable discretion, and don't carry in outside food that is clearly marked from an outside commercial source. We do expect to have reasonably healthy options available for you at the concession stands (Sorry, no deep-fried Oreos!)

There will be two entry gates open at the fairgrounds: Gate 1 (on 38th st) is closest to the Ag/Hort Building. If you come in Gate 6 (on Fall Creek Parkway), just go straight ahead, past the grandstand and the coliseum, and you'll eventually come to the Ag/Hort Building on your right. There are 15 handicapped parking spaces immediately next to the building (and more just a few steps away). The rest of the area around and behind the building is all surface parking, so no one should need to be far away. Please don't use a handicapped space if you don't have a proper tag; the fairgrounds security force does monitor the parking areas.

Thank you to everyone who has entered their quilts, and those who have helped us get here. Please join us and bring all your friends. Hope to see all your happy faces and your beautiful quilts.

Are you on Facebook? Help us spread the word about our quilt show!

This link will take you directly to our event page: <https://www.facebook.com/events/1224784851012740/>. First click on the INTERESTED button (if you're not certain yet about going) or GOING button (if you plan to go to the show). The more people who show interest in the event, the wider it will spread. Second, click on the SHARE button. You can either Share as a Post which will appear on your timeline for all of your Facebook friends to see. Since it is a Public event, any of them can then SHARE further. Or you can use the option to invite just specific friends to the event.

Let's get the word out!

CHARITY REPORT - July - September

by Margaret Duke, Dallas Reed, Irmalou Schmucker, Kathy Shain, Sandy Haneline

Donations:

- Trinity Free Clinic - 54 quilts and 24 pillowcases
- St Elizabeth's Pregnancy Center - 120 quilts
- Merciful Help Center - 24 quilts
- Animal Shelters _ 49 pet beds
- Family Promise (Hamilton County)-16 quilts and 16 pillowcases
- Snuggled in Hope -33 quilts and pillowcases
- Carmel Care - 25 quilts
- Birth line - 60 quilts
- Quilts of Valor - 2 quilts
- Preemie quilts - 44 received

Cathy Franks Machine Quilting

Finish them in your Lifetime

317-571-9505
145 Maplecrest Dr., Carmel IN 46033

cathyfranks.com
cathyfranksquindy.rr.com




We offer top-quality fabric, supplies, kits and clubs for quilting and crafting, as well as long-arm quilting services!!

WWW.QUILTSPLUS.COM
SHOP@QUILTSPLUS.COM

Find us on Facebook and Instagram!

212 W. Main St., Lebanon, IN 46250



MARIE HARNISH CREATIONS

Unique, colorful quilts and one of a kind t-shirt quilts for graduations, weddings, memories, and gifts!

Website: MarieHarnishCreations.wordpress.com
Facebook/Instagram: @MarieHarnishCreations
MarieHarnishCreations@gmail.com
317.650.6388



Cindy Grimes, Owner
Long Arm Quilting Service

📍 Northeast Indianapolis
☎ 317-603-4872
✉ whosyerquilter@yahoo.com
🌐 www.whosyerquilter.com

Quilted Glo

*Specializing in wide quilt backings
and baby panels*

Gloria Stahlhut
www.quiltedglo.com
glo@quiltedglo.com
(317) 696-5084

General Meeting Schedule

2nd Thursday each month,
7:00-9:00PM

Orchard Park Presbyterian Church

1605 E 106th St, Indianapolis IN
46280

QGIN -North Daytime Meeting

1st Friday each month*, 1:00-3:00
PM

*(July meeting held last Friday in
June)

Orchard Park Presbyterian Church

1605 E. 106th St, Indianapolis IN
46280

QGIS -South Daytime Meeting

4th Thursday January-November
12:00-2:30PM

Friedens United Church of Christ

8300 S. Meridian, Indianapolis

Quilters Guild of Indianapolis
PO Box 50345

Indianapolis, IN 46250-0345

www.quiltguildindy.net

Membership:

QGI.vp.membership@gmail.com

Newsletter:

qginewsletter@gmail.com

Quilt Show:

qgiquiltshow@gmail.com

Next Board Meeting: 11/19
6:30 pm - Old National Bank
1430 S. Rangeline Rd, Carmel IN
All paid members are welcome to attend.

President	Shari Harrison
Charity Quilts	Margaret Duke
Preemie Quilts	Sandy Haneline
Quilts of Valor	Chris Hurley
Charity Hats	Nancy Jo Clapp
Vice President	Mary Ellen Straughn
Bee Keeper	Melissa Snyder
Spring Retreat	<i>Open!</i>
Fall Retreat	Diane Olson
Secretary	Lynn Thomas
Block of Month	Betsy LaBell
Hospitality	Connie Lancaster
Logo/Pins	Chris Robertson
Treasurer	Maggie Carr
Member At Lg.	Cathy Franks
Quilt Assn.	Anita Harden
Show & Tell	Libby Gilbert
State Museum	Mark Ruschman
Publicity	<i>Open!</i>
Advertising	<i>Open!</i>
Newsletter	Maureen Weflen
Social Media	<i>Open!</i>
Website	Leigh Layton
	Diane Bergan
Programs	Dawn Barach
	Amy O'Connell
	Elizabeth Meek
2019 Quilt Show	Mary Strinka
QGIN Chairs	Anita Harden
	Judy Barmann
QGIS Chair	Sandi Charles