



# BITS

# AND

# PIECES

Quilters Guild of Indianapolis

October 2020

## President's Message

I can't believe another month has gone by. How time flies when you are stuck at home.

With the virus still active, we have not been able to meet in person for months now. I am missing everyone and the fun we have together. This was not the year we planned, but we have found ways to continue to connect. The Zoom meetings three times a month have proved to be a great way for everyone to enjoy some quilting stimulation and see each other safely. I appreciate that we have been able to find speakers, videos and other things to keep the guild together. If you have not participated in one of the meetings, I encourage you to give it a try. Contact [qgiwebsite@gmail.com](mailto:qgiwebsite@gmail.com) if you need assistance setting up a device so you can join the Zoom meetings.

As for me, I've been methodically going through all my UFOs and my stash including my boxes and bins of scraps. I've made two scrap quilts so far and have plans for more. It's very satisfying to use up things that I have and during the pandemic. I've been working on reducing clutter and unneeded items in my life. Goodwill has been very busy with all the stuff I've cleaned out of my closets. Perhaps you have been doing the same.

I've have been to several quilt stores in the last few months. I don't mind wearing a mask and the stores are doing an excellent job of keeping everyone safe and socially distanced. Plus, as I stated a few months back, it's important to support our local quilt stores and keep them alive. I appreciate the efforts they take to keep us supplied with new and interesting fabrics. My stash fabrics are always happy to have new friends to play with.

Lastly, I hope you all have found the virtual quilt shows and museums on line. I recently "attended" The Great Wisconsin Quilt Show through the miracles of virtual technology. This is a large regional show sponsored by PBS, with several categories of prizes and special exhibits. I had planned to find myself in Wisconsin this year to actually see the show and attend a few workshops, so to have a chance to participate in it during the pandemic was a real gift.

Check our website [www.quiltguildindy.net](http://www.quiltguildindy.net) for information about other experiences and also check the newsletter each month. Leigh Layton and Maureen Weflen have been doing a fine job of keeping us informed.

Stay safe, everyone and keep quilting! I can't wait to see what you've been working on.

Mary Ellen Straughn, 2020 Quilt President

## **QGI September Meeting**

The virtual Zoom meeting opened at 7:02 PM by Mary Ellen Straughn. There were 64 participants. Happy birthday to quilters with September birthdays.

### **Announcements:**

QGIN: Oct 2 at 1PM a chat with Kay England.

QGIS: Sept 24 at 1PM a gifted presentation by Rhonda Dort, Quilting with Vintage Linens.

SullivanMunce Center in Zionsville has a quilt exhibit extended till November 6 (Tuesday-Friday from 10-4) by the Charm club. Wear your mask.

Eiteljorg Museum quilt exhibit Women Telling their Stories is open until January 3.

Sherry McConnell shared information about the Quilter's Hall of Fame: Call to make a reservation (open Thursday – Saturday 10-4). Masks are required. Current exhibit--Jack Edson: Portraits and Patterns quilts that are amazing on exhibit till Oct 3. There are video interviews (3-5 minutes) for each quilt. Then AQSG 200 Years of Solid Color: Oct 6-December 12. Hollis Chatelain will have an exhibit next year at Quilter's Hall of Fame. Online auction in late October to early November—looking for donations.

Great Wisconsin Quilt Show: virtual show Sept 10-12 at [quiltshow.com](http://quiltshow.com)

QGI elections will be at the October QGI meeting. Nominating committee has nominated Maureen Weflen for VP and Jacqui Griswold for Secretary. Additional nominations from the floor can be added at the October meeting, but please let either Mary Ellen Straughn or Mary Strinka know BEFORE the October meeting.

**Spring retreat in Shipshewana March 19-21, 2021; information is on QGI website. There are 2 rooms available. Contact Maureen Weflen if interested.**

### **QGI Program:**

Hollis Chatelain presented a lecture entitled, The Emotion of Color. Hollis challenged us to look at art and color in art differently. She has created and shared amazing monochromatic quilts based on the 12 years she lived in West Africa and/or social messages such as peace, women's suffrage, water, or climate change. For many monochromatic quilts, Hollis has used a variety of colored thread for the quilting and she does dye painting on the fabric. She has a DVD that teaches dye painting or a kit with the DVD and all the supplies to do it on her website at [hollisart.com](http://hollisart.com).

### **Show and Tell:**

Sherry McConnell shared 4 quilts, and Mary Ellen Straughn shared a scrap quilt and a landscape quilt.

## QGI Program Info for October 2020



For October, we are privileged to have Linda Luggen, a National Association Certified Quilt Judge. She was the judge for our 2019 Quilt show.

Linda's lecture, "Judge for Yourself", will give an overall insight into the process of quilt judging. It also answers questions such as what does a judge look for when judging design, piecing, appliqué, etc. The purpose is to help you know how to 'judge' your own quilts before sending them off for the real thing.

If you have specific judging questions that you want answered in preparation for our 2021 show, you can submit them to [qgiprograms@gmail.com](mailto:qgiprograms@gmail.com). We will then send them to Linda before the meeting on October 8th, so she knows areas to concentrate on. As always, you will be able to submit questions during the zoom meeting using the chat function.

Linda Luggen is quiltmaker, teacher, lecturer, designer, NACQJ Certified Judge and founding board member for NACQJ who served as secretary. She has spent over thirty-five years sharing her knowledge of quilts and quilting. She designs many of her own appliqué patterns. Her color sense and multi-layer techniques have led her to a new world of freedom in creative appliqué designs that she loves to share.

Her quilts have won awards nationally and have been published in Lady's Circle Patchwork Quilts, Great American Quilts and Quilting Quarterly. Her home and quilts were featured in Romantic Homes. Her article on judging was published in the NQA Quilting Quarterly and in the Vic Quilter (a Victoria, Australia quilt magazine). She wrote an article for Quilters Newsletter Magazine about Sunshine Joe Mallard, a quilt artist who spreads influential messages through his quilts. She was also a guest on the Pat Sloan radio talk show. She has taught seminars and lectured nationally. At a Cincinnati Fall Flower Show at Coney Island she was the featured artist, displaying 20 quilts pertaining to flowers and nature.

She has served as Secretary, Vice-President and Program Coordinator, and President of the Ohio Valley Quilters Guild. She worked as co-facility coordinator for the Sew Near To My Heart Quilt Show in Cincinnati.

Linda is a judge for the National Association of Certified Quilt Judges and has served as Nominating Committee Chairman and Chairman of the Midwest Judges Retreat.

## QGI Calendar of 2020 Events

	2020 Calendar		
Month	Speaker	Date	Lecture/Workshop
Oct 2020	Linda Luggen - Zoom lecture	Oct 8	Judge for Yourself
Nov 2020	Carl Hentsch - Zoom lecture	Nov 12	My Life in Quilts
Dec 2020	Guild Christmas Party	Dec 10	
Jan 2021	TBD	Jan 14, 2021	
Feb 2021	Lisa Walton	Feb 11, 2021	Leap and the Net will Appear

\*Workshop fees may be refunded up to two weeks prior to the class.  
You can register online or send a completed form and check made out  
to "QGI" to either address:

Amy O'Connell  
7430 Central Ave  
Indianapolis, IN  
46240

E-mail questions to: [qgiprograms@gmail.com](mailto:qgiprograms@gmail.com)



**MARIE HARNISH CREATIONS**

*Unique, colorful quilts and one of a kind t-shirt quilts for graduations, weddings, memories, and gifts!*

Website: [MarieHarnishCreations.wordpress.com](http://MarieHarnishCreations.wordpress.com)  
Facebook/Instagram: @MarieHarnishCreations  
[MarieHarnishCreations@gmail.com](mailto:MarieHarnishCreations@gmail.com)  
317.650.6388



**UNRAVELED  
QUILT STORE**

*friends fabric & inspiration*

*A happy, little quilt store  
just off the beaten path!*

**381 FLETCHER AVENUE  
SPENCER, INDIANA  
812-821-0309  
UNRAVELEDQUILTSTORE.COM**



*Nancy's Quilting Company  
Nancy Trullinger*

Specializing in Edge to Edge Quilting, Custom T-Shirt Quilts, Memory Quilts and Baby Quilts

To find my shop on Etsy.com search  
NancysQuiltingCoShop

**317-989-2093**

[nancysquiltingcompany@gmail.com](mailto:nancysquiltingcompany@gmail.com)

# September 2020 QGI BOM

## Center 4 1/2" Square Paper Pieced Rotary Cutter

**Fabric:** Background (a fat quarter or scraps)

**Rotary Handle** (scraps)

**Rotary Blade cover** (black scrap)

**Blade** (grey scrap or even a 1 1/4" silver washer, and a button to be sewn in the center)

Cut out the pattern, then print onto paper piecing paper. Note: when getting ready to print place the 2 pieces far enough apart to add a 1/4" seam allowance on all outside edges of both pieces.

**Fabric Key:** (BK) – background

(B) – (blade) (black fabric)

(H) – Handle



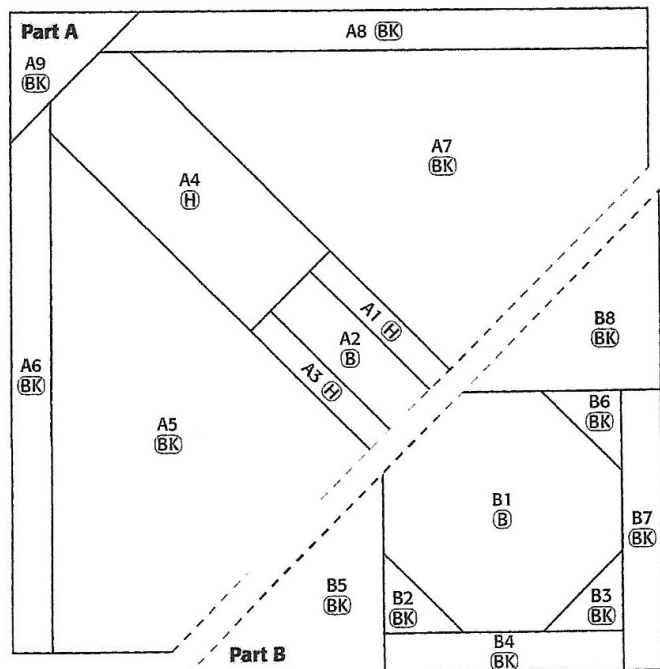

**Sewing Order:** Part A 1 - 9

Part B 1 - 8

Join A to B (at dotted line)

**Embellishment** – You can use a 1 1/4" washer to replace fabric blade (held in place with a button). Or cut from grey fabric a 1 1/4" circle and applique in place in the center of black blade cover & sew a button in the center of it.

Please refer to the January 2020 BOM directions to finish the 12 1/2" block.





**October 2020 QGI BOM**  
**Center 4 ½" Square (Spinning Star)**

\*Fabric – for Star scraps might work (pick something that will stand out) (cut 4) For Background again your choice (cut 4)



\*Cut out the 2 pattern pieces on the outside of the line. Note: I found out that it is easier to cut all pieces individually.

\*In picture #1 pin pieces A & B together and stitch a ¼" seam.  
 Note: the Star piece will go past both ends of the edges of the background.


\*In picture #2 press Star piece up and then trim the whole square to a 2 ½" square (make sure when lining the ruler up that the upper right corner both pieces meet in the corner of the ruler).

\*In picture #3 lay all four 2 ½" squares to match the layout. Sew the top 2 squares together and bottom 2 squares together. Press seams going different directions. Pin top to bottom stitch a ¼" seam. Press open.

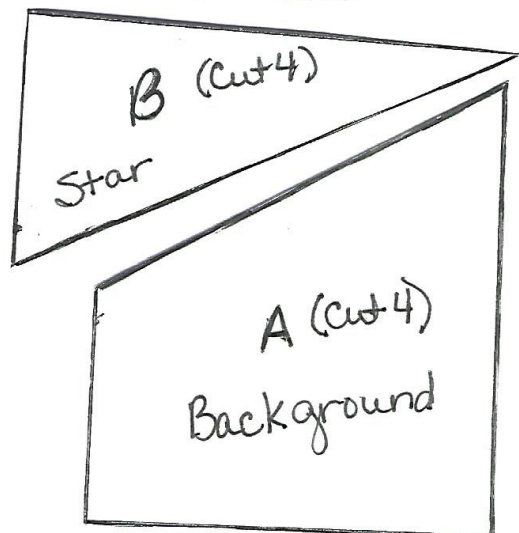
\*Finish the 12 ½" block by referring to the January 2020 BOM directions.



3. Lay out



Pattern Pieces



## QGIN NOTES – SEPTEMBER 2020

QGIN met via Zoom on September 4, 2020. Judy Barmann thanked everyone for joining and wished those with September birthdays a happy birthday.


Anita Harden introduced our speaker, Cheryl Breckage, who presented “History Makers! Quilting Our Personal Histories.” Cheryl spoke briefly about herself, saying she started sewing at age 9 and has been quilting since the 1990s. She then addressed three questions. The first was, “Why does your story matter?” A story quilt can reveal who you are and what people remember about you. It can relate to family stories, work, or other interests in your life. She noted that story-telling has a positive effect on our brains. The second question was, How is a story quilt defined?” Cheryl said it is the story rather than the technique that matters. It can be a memorial of an event such as 9/11, or the fight against a disease such as the AIDS Project, or it can be more personal to the quilter, such as a memory quilt about a trip or a pet. The third question was, “What is the history maker’s framework?” Remember that you are the hero/heroine of your story – it’s about you! You can include personal experiences and anecdotes. Next, find symbols and images that represent the story you want to tell. Then, raid your stash, or a friend’s stash, or your local quilt shop. Next, pick your technique. Cheryl advised waiting to pick the technique until you’ve done the previous steps so that you aren’t precluding anything by picking the technique earlier. Next, edit and finalize what is going into the quilt, and then – tell your story! Her talk was illustrated with various story quilts made by Cheryl and others, and she is willing to do an online workshop next year if there is interest.

Amy O’Connell announced that the September 10<sup>th</sup> QGI program will be Hollis Chatelain talking about the emotion of color in art. October’s program will be Linda Lugan on quilt judging, and November’s is Carl Hentsch’s zoom show.

Leigh Layton announced that Rhonda Dort will present the September QGIS program on 9/24 on quilting with vintage fabrics. If you wish to submit pictures for Show & Tell, send them to Leigh.

Judy presented a tip of the month about using Glad Press’n Seal to make an original embroidery design. Put the Press’n Seal over a piece of fabric, draw your design, then embroider it with an outline stitch, and tear away the Press’n Seal. Judy encouraged everyone to share tips. For Show and Tell, 8 people submitted 14 projects.

There were 47 people participating, including 3 guests. The door prize code word was History Makers. The October 2<sup>nd</sup> program will be an informal chat with Kaye England, whose credits include fabric and pattern designer, author, tv personality, quilt maker, and entrepreneur.



We offer top-quality fabric, supplies, classes, kits and clubs for quilting and crafting, as well as long-arm quilting services!!

Find us on Facebook, Instagram & at:

[WWW.QUILTSPLUS.COM](http://WWW.QUILTSPLUS.COM)

[SHOP@QUILTSPLUS.COM](mailto:SHOP@QUILTSPLUS.COM)

212 W. Main St., Lebanon, IN 46250

## QGIS Meeting 9-24-20

The meeting was attended by 40 folks!



Our program was a gifted presentation by Rhonda Dort on “Quilting with Vintage Linens”. The powerpoint allowed everyone to closely view her work. Lots of embellishments – beads, lace, dollies and handkerchiefs. Don’t forget that the meeting was recorded and is on the website in the members page under the Forum category “Zoom Meetings”.

[www.quiltguildindy.net](http://www.quiltguildindy.net) . Sign in under Members.

Here are a few photos to enjoy.

[www.RhondaDort.com](http://www.RhondaDort.com)

Instagram: @RJCD

Pinterest: RDort





We watched two YouTube's by Karen Brown. How to make a perfect half square triangle. [https://youtu.be/f2RZs\\_9qISY](https://youtu.be/f2RZs_9qISY) , What to do with your striped fabrics. <https://youtu.be/UXRFS0-bQlg>

The QGIS October 22 meeting will start at 1:00pm with a presentation by Mary Huey from Willoby, Ohio. She will be doing a lecture on "Staying the Course: How I stayed interested and excited about my quilt making during the historic period of CoVid isolation".

Please send any show and tell pictures to Leigh Layton – [leighl293@gmail.com](mailto:leighl293@gmail.com).  
If anyone needs help with zoom, please send an email to [qgiwebsite@gmail.com](mailto:qgiwebsite@gmail.com)

Below are some of the show and tell items at this meeting.



Carol Henke's Vintage Tablecloth



Karen Tyler's Windmill



Maureen Weflen's 5,410 pieces!



Jeannette Bagley

Debbie Hood



Judy Ziegler




## Greetings From The Southside

The air is getting cooler and the trees are starting to show us their glorious colors of autumn. It seems like it was so long ago when Covid changed the way we meet. Still no word on when we will be able to meet in person so we will continue to see our friends via Zoom until we can safely meet in person. The world has changed so much in the past seven months. Like many others, I have discovered internet shopping for quilting supplies and fabrics. I check out U Tube videos for hints and to learn new techniques. I view pictures of beautifully crafted quilts posted on social media. However, seeing the quilts and learning new techniques from fellow quilters face to face is something I hope we will be able to accomplish in the near future. Until then, my sewing room is my refuge in this crazy world. During this time, we can make a quilt for charity, to soothe someone who has lost a loved one to Covid, recognize a first responder or military member serving our country. Just continue to sew. Hopefully, we will be able to meet soon.

Sheryl Otter, QGIS Co-Chair

Cheryl shared these fun cat/kitty quilts.





## In Memoriam


Long time QGI member, Joyce Byllesby, died September 6. She was born in Sioux Falls, South Dakota in 1933 and received her medical degree in 1962 from the University of Kansas, one of only two women in her class. She went on to specialize in pathology and practice in several cities in Indiana. She also taught at IUPUI. Joyce was a soft-spoken, gentle person who did beautiful applique and hand quilting and was always ready to lend a helping hand when a request was made. Dallas remembers how Joyce could make a statement in her own quiet way. After having had a double mastectomy on Monday, she came to the regular Thursday night QGI meeting wearing a t-shirt that read "As Is." Joyce founded a quilting group at Carmel United Methodist Church. She leaves a legacy of arts and service and will be greatly missed by her family and friends. A memorial service is planned for the spring. (Reported by Peggy Greene)

## Other Quilting News

The "Lines and Layers" quilt exhibit at the SullivanMunce center in Zionsville, IN has been extended to November 7, 2020. Hours are 10 am to 4 pm on Tuesdays through Friday. The exhibit is by the Charm Club quilters. Wear your mask.

## Quilters Hall of Fame, Marion, Indiana

October 6 - December 12, 2020 at The Quilters Hall of Fame: "AQSG 200 Years of Solid Color: Cultural and Regional Distinctions, 1800 - 2000." Solid colors create a "WOW" factor and strong graphics to inspire artists and quilters. Solid colors simplify design and clarify pattern and needlework. They draw attention to regional and international styles and to changing tastes. In 200 years colors have changed, but solid color quilts have always been with us. They define the earliest whole-cloth quilts, classic 19th century appliqué quilts, work by 20th century quilt designers, political quilts, and today's Modern Quilt movement. Please come and be inspired by solid colors at The Quilters Hall of Fame, Tuesday through Saturday, 10 AM - 4 PM, 926 S Washington Street, Marion, IN. Credits: Left: "Crown Flowers for Queen Lili'uokalani," Dale Drake. Center: "1800s Lollypop Basket," Cindy Hart Crowell. Right: "Mennonite Irish Chain," Jennifer Perkins.



"There is both meaning and memory in a fine quilt, and there can be both history and heritage... The story of the quilt is the record of the human family." Read more about Marguerite Ickis, 1979 TQHF Honoree on the TQHF blog: <https://quiltershalloffame.net/marguerite-the-cat-ickis/>

***All meetings will be held via  
Zoom until further notice.***

**General Meeting Schedule**

2nd Thursday each month

7:00-9:00PM

**QGIN -North Daytime Meeting**

1st Friday each month\*

1:00-3:00 PM

\*(July meeting held last Friday in June)

**QGIS -South Daytime Meeting**

4th Thursday January-November

1:00-3:00PM

Quilters Guild of Indianapolis

PO Box 50345

Indianapolis, IN 46250-0345

[www.quiltguildindy.net](http://www.quiltguildindy.net)

Membership:

[QGI.vp.membership@gmail.com](mailto:QGI.vp.membership@gmail.com)

Newsletter: [qginewsletter@gmail.com](mailto:qginewsletter@gmail.com)

**Board Meeting:**

11/11/20

Zoom meeting time to be  
announced.

All paid members are welcome to  
link in to the meetings:

[qgiwebsite@gmail.com](mailto:qgiwebsite@gmail.com)

<b>President</b>	MaryEllen Straughn
Charity Quilts	Margaret Duke
Preemie Quilts	Sandy Haneline
Quilts of Valor	Chris Hurley
Charity Hats	<i>Open!</i>
<b>Vice President</b>	Lynn Thomas
Bee Keeper	Melissa Snyder
Spring Retreat	Chris Berger Maureen Weflen
Fall Retreat	Jean Dyer
<b>Secretary</b>	Betsy LaBell
Block of Month	Diana Stuckey
Hospitality	Connie Lancaster
	Jacqui Griswald
Logo/Pins	Chris Berger
<b>Treasurer</b>	Maggie Carr
Member At Lg.	Shari Harrison
Quilt Assn.	Anita Harden
Publicity	<i>Open!</i>
Advertising	<i>Open!</i>
<b>Newsletter</b>	Maureen Weflen
Social Media	<i>Open!</i>
Website	Leigh Layton Diane Borgan
Programs	Amy O'Connell
<b>2021 Quilt Show</b>	Nancy Trullinger Marcia Hackett
<b>QGIN Chairs</b>	Anita Harden
	Judy Barmann
<b>QGIS</b>	Sheryl Otter Cindy Newell